

# Atria 6 - Tunable White Version (ColorFlip™)



**6-inch aperture high lumen atria with lumen output 2992 – 8841lm.**  
**- ColorFlip™**

Utilize latest flip chip technology for optimum efficacy, delivering consistent high lumen output with 105LPW at CRI85+ when color tuning from 2700K to 6500K. Compatible to all 0-10V and DMX dimming controls.

**Standard version available, please refer to Standard spec sheet for more details.**



Quantity		Type	
Project		Note	

## Delivered Lumens\*

ColorFlip™	2700K	3000K	3500K	4000K	4500K	5000K	5700K	6500K	*Lumen Multiplier 40° 60° baseline 0.92
<b>DMX</b> CCT Signal (%)	0%	10%	25%	45%	60%	70%	85%	100%	
<b>0-10V</b> CCT Voltage	0	1	2.5	4.5	6	7	8.5	10	
100W	7555 lm	7980 lm	8415 lm	8841 lm	8771 lm	8692 lm	8613 lm	8544 lm	
80W	6165 lm	6512 lm	6867 lm	7214 lm	7157 lm	7093 lm	7028 lm	6972 lm	
60W	4306 lm	4549 lm	4797 lm	5039 lm	5000 lm	4955 lm	4909 lm	4870 lm	
40W	2992 lm	3160 lm	3332 lm	3501 lm	3473 lm	3442 lm	3411 lm	3383 lm	
<b>CRI</b>	<b>85</b>	<b>86</b>	<b>87</b>	<b>88</b>	<b>88</b>	<b>87</b>	<b>86</b>	<b>85</b>	

## Electrical System

- 40W, 60W, 80W, 100W
- Power Input: Universal (120-277V)
- Operating Temperature: -13°F~112°F
- Surge Protection: 4KV
- Remote Emergency Pack: Bodine BSL20LV

## LED Technology

- ColorFlip™(Tuning White: 2700K ↔ 6500K)
- 85+ CRI
- Beam Angle: 40°, 60°
- Glowing Ring Option
- Rated Life > 60,000 Hours (L70)

## Advanced Dimming

- (Proprietary VX Driver is incorporated to all dimming options for video flicker-free lighting)
- DMX: high resolution dims to 0.1% (2 channel)  
(Supports ANSI E1.20 RDM protocol)
  - Superior 0-10V: dims to 1% (2 channel)  
1 channel control dimming. 1 channel control CCT.

## Housing

- Diameter: 6.4" (164mm)
- Height: 15" (381mm)
- Material: Aluminum
- Weight: 19.8 lbs

## Mounting

- Surface Mount
- Stem 2ft or 4ft; 45° Swivel Canopy Included
- Adjustable Aircraft Cable 10ft
- Yoke Mount

## Warranty

- 5 year limited warranty

## Listing

- ETL Listed
- FCC
- CE



# Atria 6 - Tunable White Version (ColorFlip™)





## How To Specify:

**Ordering Example:AS6-60-TNW-UNV-DMX-40-GLR-WHT-AD10**

**4-5 weeks lead time on over 75% of specifications.**

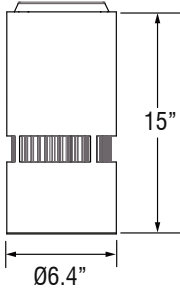
Model	Wattage	CCT / CRI	Voltage	Dimming
<b>AS6</b>		<b>TNW</b>	<b>UNV</b>	
<b>AS6</b> Atria 6	<b>40</b> 40W <b>60</b> 60W <b>80</b> 80W <b>100</b> 100W	<b>TNW</b> 2700K - 6500K	<b>UNV</b> 120-277V	<b>SPV</b> Superior 0-10V dims to 1% <b>DMX</b> DMX dims to 0.1% (XLR Sockets) <b>DMX(RJ45)</b> DMX dims to 0.1% (RJ45 Sockets)

Beam Angle	Rim Finish	Finish	Mounting	Accessories
<b>40</b> 40° <b>60</b> 60°	 <b>STD</b> Without Ring  <b>GLR</b> Glowing Ring	<b>BLK</b> Black <b>WHT</b> White	<b>SUM</b> Surface Mount <b>ST2</b> Stem 2ft <b>ST4</b> Stem 4ft <b>AD10</b> Adjustable Cable 10ft <b>YKM12</b> Yoke Mount 12"	<b>SPD</b> <sup>1</sup> Surge Protector <b>EMP</b> Remote Emergency Pack <b>CB</b> <sup>2</sup> Cross Baffle
				<sup>1</sup> Surge protector for up to 10KV. Applicable for unstable mains or facilities using high power machineries. <sup>2</sup> Please factor in change in lumen output of -30%.

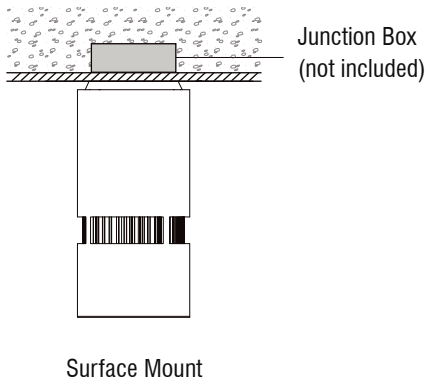
# Atria 6 - Tunable White Version (ColorFlip™)



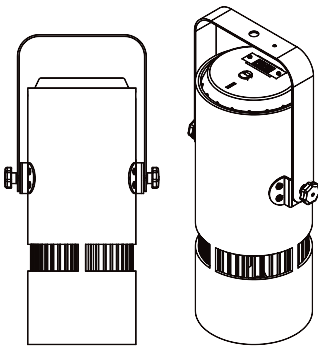
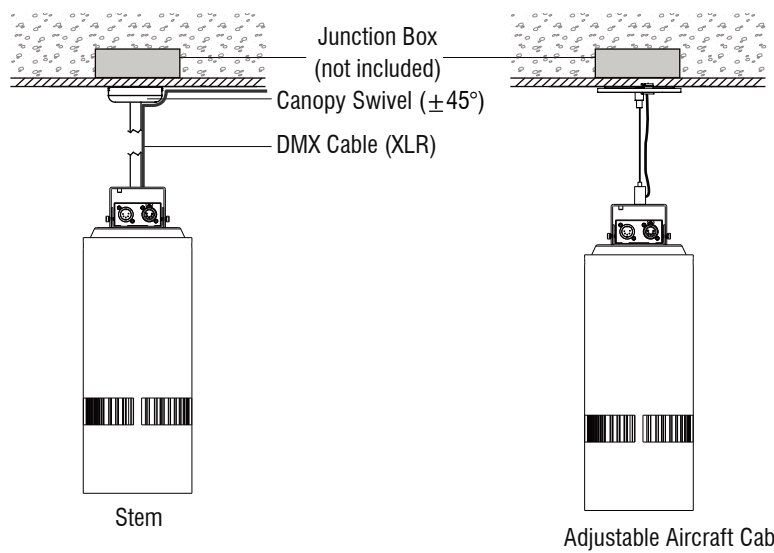
## Dimensions



## Mounting Options



## Mounting Options



# Atria 6 - Tunable White Version (ColorFlip™)



## DMX Requirements\*

Each Atria 6 DMX unit has TWO CHANNELS per fixture (1 to control intensity, 1 to control color).

Fixture will be controlled by DMX number controlling intensity.

We do not recommend more than 15 fixtures per DMX daisy chain.

When placing order, please indicate DMX address (refer to DMX Address example below).

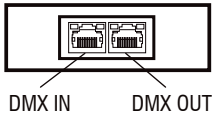
DMX address will be listed on the back of each fixture.

Fixture	DMX Address	
	Intensity Control (ex. X)	Color Control (ex. X+1)
#1	1	2
#2	3	4
#3	5	6

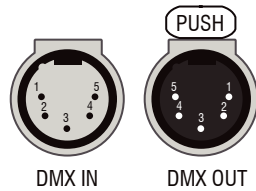
The LED fixture provide RJ45 Socket or XLR socket to connect. (DMX cable NOT included.)

The final fixture should be terminated by the use of DMX Terminator (by others).

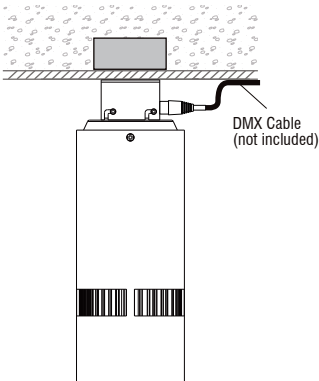
### RJ45 Sockets



### XLR Sockets



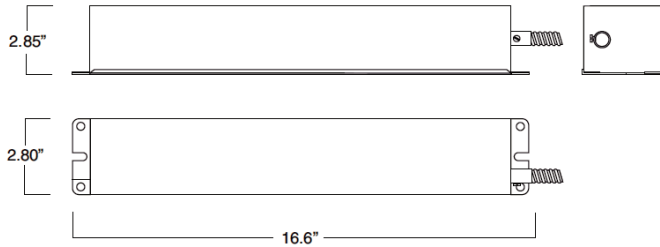
CONNECTION	RJ45 (CAT5e)	5-PIN XLR
Common	WHITE/BROWN(PIN7) & BROWN(PIN 8)	PIN 1
Signal -	ORANGE (PIN 2)	PIN 2
Signal +	WHITE/ORANGE(PIN 1)	PIN 3
Spare	-	PIN 4
Spare	-	PIN 5



# Atria 6 - Tunable White Version (ColorFlip™)



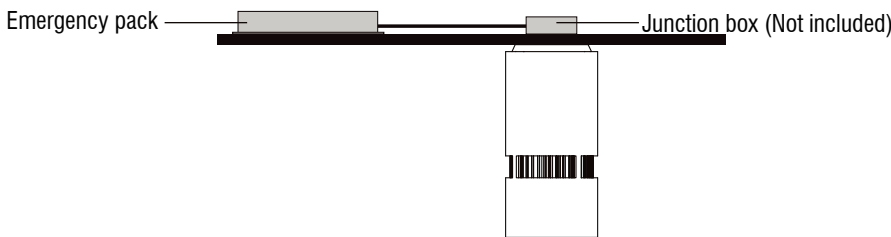
## Remote Emergency Pack



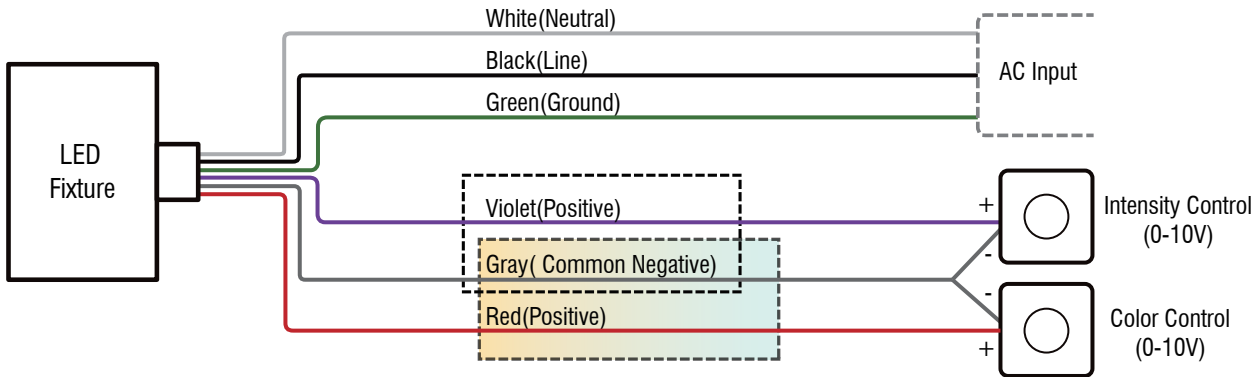
## Emergency Pack Lumen Output Table

CCT	6500
Lumen	2000 lm

## Mounting with standard ceiling recessed Junction BOX



## Superior 0-10V Wiring Diagram



## DMX Wiring Diagram

